





Student Login Directions

Simplified Password

Dear Parents and Family,

Your child is using one or more solutions provided by n2y which include a student login option that they can use at home. This option supports your child's ongoing educational needs in all capacities and will help keep them engaged while being supported virtually or through remote learning. This may include the digital delivery of:

-  Unique Learning System lesson activities.
-  Positivity behavior management strategies.
-  News-2-You select current events materials and related activities.
-  L³ Skills game-based skill building activities.

Where would you like to go?



The available content has been configured by me and is tailored to your child's learning needs. Please note, the strategies we use in the classroom to manage behavior will automatically be delivered based on the subject your child is working on to help them maintain their routine and supports. A visual schedule may be set up by me and may require assistance from parents and caregivers. [Click here to learn more.](#)



Digital access to these solutions will allow your child to interact with the same predictable format as they would in the classroom. Please keep the second page of this letter for reference in assisting your student in logging in.

**Please note that while n2y provides the option for home access through the student login feature, service providers are responsible for enabling this feature. Service providers (teacher, SLP, OT, etc.) may provide login information and/or distribute materials to parents through their own preferred methods that align with their own policies. n2y will not reset student passwords or otherwise provide access to sensitive information.*



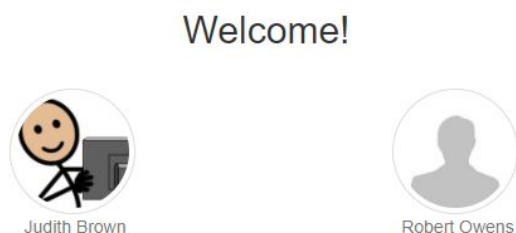
Student Login Directions

Simplified Password

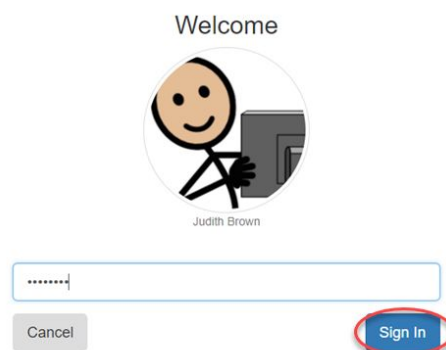
Your child's classroom has a unique classroom login link. Each child has been issued their own simplified password*. The following directions are being provided so that you may support your child when logging in at home.

How to log in to Student View:

1. Navigate to the classroom login link.
2. Select your name.



3. Enter your password.
4. Select Sign In.



After completing the steps above, your child will be logged in to Student View and have access to the lessons and activities I have assigned that are tailored to their learning needs. Please direct any questions, concerns or technical issues to me.

Thank you for supporting your child in this process.

Sincerely,

**Please note that while n2y provides the option for home access through the student login feature, service providers are responsible for enabling this feature. Service providers (teacher, SLP, OT, etc.) may provide login information and/or distribute materials to parents through their own preferred methods that align with their own policies. n2y will not reset student passwords or otherwise provide access to sensitive information.*

